



Washington State Summary Long Beach Elementary School

400 Washington Ave S
Long Beach, WA 98631

360.642.3242

Enrollment

(2019-20 School Year)

202



4%

English Learners

79%

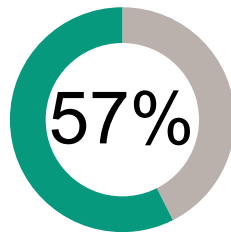
Low Income

Student Performance

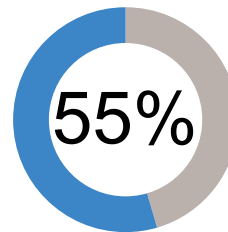
How are we doing getting students to their learning goals?



English Language Arts



Math



Science

Met grade level standards on state administered tests

How engaged are our students?




88%

Have Regular Attendance



20%

Have High English Language Arts Growth



17%

Have High Math Growth

About Our Teachers and Classrooms



17

Number of Teachers

52.9%

Have Master's Degree or Higher

12.6

Average Years Experience



13.9

Number of Students per Teacher

Finances

How much money do we spend on each student?

\$14,112

Staff Salary & Benefits



\$5,023

Non-Personnel Costs

All information is for the 2018-19 school year, unless otherwise noted. To see more from the Washington State Report Card, visit WashingtonStateReportCard.OSPI.k12.wa.us/ReportCard/ViewSchoolOrDistrict/101980
If you have questions or comments, contact ReportCardRedesign@k12.wa.us

